



September Meeting
At the Museum of Arts and
Sciences on Monday,
October 03, 2016 at 7:30pm.

Speaker for the October meeting will be Bill Mayer. Bill will be speaking on his Cabochon class that he just attended at William Holland in September. Bill will be showing off the cabochons he made in the class.

President's Message

We had a great meeting this past month. Kim has gotten us off to a good start once again following our long, hot summer. Jay, however, was AWOL from the meeting as he was on vacation in the mid-west. It was good seeing Betty-Sue as she has been out for a while. When I got home that night, I found an email from Carol and Doug saying they were going to bow out of our club as they were not going to renew their membership. They will be missed.

I want everybody to keep in mind that we have the fair coming up and would appreciate any and all help that can be given. We will be setting up on October 1st at 10:00am. We ask that you bring your best specimens so that we can put them on display for all to see. The displays are locked up and will remain locked and secured until after the fair. They are marked so that we know to whom they go back to. We will have machines set up so demonstrations can be done so people can see how we polish stones.

We ask that if anybody has any ideas for club to please bring them up to us. You can bring them up at the meeting or you can contact Phil, myself and Jay with the ideas. I look forward to our next meeting and hope to see you all there. Once again, I ask that when you come, you bring a friend with you.

Jim Souter
 jgsouter@windstream.net
 478.454.7273



Dues are Due

Another year has gone by in no time. It's that time of the year to pay dues. They remain the same 10 dollars for each adult and 2.50 for children under 18 years of age. They are due by November 1st.



Perry Fair News

We will be setting up the Club's display at the Georgia National Fair in Perry again this year. We will be setting up the display cases on Saturday, October 1st at 10:00am. We'll prepare the display cases and install all the specimens & items in preparation of the Fair that will run October 6-16th. The cases will be locked by the Fair personnel once we are finished. All



specimens will be marked by means of a colored coded dot assigned to each person displaying items.

Please sign up to docent --- Contact Susan Hargrove by phone, email or in person at the October meeting, if you have not done so already, to be placed on the schedule to docent during the Fair. You do not have to demonstrate but you are welcome to do so. If you would like to demonstrate please arrange for any tools or equipment you will need. No one is allowed to sell any items unless they are demonstrating and anything sold must be made by you using lapidary related abilities/skills. The space provided for items offered for sale is limited (approximately 2 x 3 feet).

We need members to be at our display to talk with the public about the display and the club. Jay does a great job supplying labels so usually almost every item is labeled. If you docent you will receive a parking pass (to park at the building where the display is housed) and entry tickets. Susan needs to know what day (or days) and time (morning, afternoon, evening) you are available by our next meeting September 1st. Tickets and parking passes will be mailed to you by the Fair. You are welcome to bring specimens you have collected or lapidary related items you have made, as "show & tell" while you docent. People are generally eager to see what's available to be collected and share stories of their collecting.

Contact Susan at susanbphilh@pstel.net or call 478-837-5327.

Thanks and see you at the Fair!

Mineral of the Month OCTOBER BIRTHSTONES

October is another month with two birthstone choices – *Tourmaline* and *Opal*.

Tourmaline

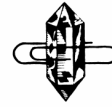
Tourmaline has become a favorite gemstone among jewelry designers and gem collectors the world over. Since it is available in a wide variety of colors, it is ideally suited to almost anyone's taste.

Tourmaline is also known for displaying several colors in the same gemstone. These *bi-color* or *tri-color* gems are formed in many combinations; gemstones with clear color distinctions are highly prized.



One multi-color variety is known as *watermelon tourmaline*, and features green, pink, and white color bands; to resemble its namesake, the gemstone is cut into thin slices having a pink center, white ring, and green edge.

Tourmaline is found in many localities including Brazil, Afghanistan, East Africa, and the USA.



The Paraíba deposit revealed a range of new tourmaline colors unrivaled for their strongly saturated hues and light to medium tones. Representing the color range are a 2.59-carat turquoise-blue triangle cut, a 3.28-carat electric-blue pear shape, and a 3.68-carat green pear shape.

Opal

The name *opal* derives from the Greek *Opallos*, meaning "to see a change (of color)." Opals range in color from milky white to black with flashes of yellow, orange, green, red, and blue.

An opal's beauty is the product of contrast between its color play and its background.



Black Opal, Australia (Stone in Bracelet ~ 20 carats)

Opal is a formation of non-crystalline silica gel that seeped into crevices in the sedimentary strata. Through time and nature's heating and molding processes, the gel hardened into the form of opals.

The opal is composed of particles closely packed in spherical arrangements. When packed together in a regular pattern, a three-dimensional array of spaces are created that give opal its radiance.

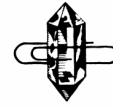


Some field trips coming up, time to do some digging!!!

GMS (HOST) & Mid-Ga Gem and Mineral Society Field Trip

**Saturday, September 24, 2016
 Meet no later than 10:00 a.m.
 Eastern Time in Gordon, GA**

TRIP: GMS will hold a field trip to Gordon, GA for Eocene marine fossils. GMS also



invited Mid-Ga Gem and Mineral Society on this field trip.

COLLECTING: Teeth from various species of sharks, gastropods, bivalves, bryozoans, ray plates & barbs, fish vertebrae, turtle shell fragments, and possibly some coprolites.

See:

www.gamineral.org/docs/fossil_fact_sheet.pdf
 for drawings.

BRING: ¼ inch screen, shovel, spade, scratching tools, and baggies for specimens. Because we have not visited this location before, you may want to bring additional tools like a pick, rock hammer, etc. as well as a hand cart in case there are large pieces. A backpack may be helpful for carrying tools and supplies. Bring snacks plus plenty of water, sunscreen, and bug spray.

SAFETY EQUIPMENT: Hard hat, safety goggles, sturdy shoes with ankle support e.g. hiking boots (no open toed shoes), and gloves are recommended but not required.

CHILDREN (Yes): This field trip is suitable for children of all ages but they must have adult supervision at all times.

PETS (No): Pets are not allowed.

IMPORTANT!!! Please be at the meeting site no later than **10:00** (preferably earlier) as we will be caravanning to the collecting site and **will not** be able to accommodate late arrivals.

DIRECTIONS AND WHERE TO MEET:

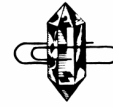
We will meet at the BASF office, Hwy 18 Spur, Gordon, GA 31031
 Approximate Coordinates: 32.879353, -83.336924

- 1) From Atlanta take I-75S/GA401S towards Macon.
- 2) In Macon, keep left to merge onto I-16E.
- 3) Get off at Exit 2 (Coliseum Dr), take a left on Coliseum Dr. (US80E)
- 4) At the Coliseum Hospital, turn right at the traffic light onto Emory Hwy to stay on US80E.
- 5) Continue to follow US80E. **IMPORTANT:** 0.7 mi past the railroad overpass, turn slight left to stay on US80E for approximately 1.5 mi
- 6) Continue to Irwinton Rd/GA57 to Gordon. (Stay on 4 Lane Hwy changes to GA57)
- 7) Go about 11 miles to GA243 / Fall Line Freeway. (Stay on 4 Lane Hwy changes to GA243)
- 8) Go about 3 miles on GA243 and turn right onto Hwy 18.
- 9) Travel on Hwy 18 for about 1-1/2 mile
- 10) Just past the overpass, take the first left to State Spur 18 and continue to the BASF Gordon Office.
- 11) Take the entrance past the 2 story building and park in the visitor's parking lot without security gates. Enter glass doors in front.

Jay Batcha
 Cell: 478-957-5002
 Email: batcha.jay@gmail.com
Or contact:
 Charles Carter, GMS Field Trip Chair
 Home: 770-998-7949
 Cell: 770-891-5947
 e-mail: fieldtrips@gamineral.org

Graves Mountain, Lincolnton, GA

8 am to 6 pm, Friday, October 7, 2016
 8 am to 6 pm, Saturday, October 8, 2016
 8 am to 6 pm, Sunday, October 9, 2016



The caretaker in charge of Graves Mountain, Clarence Norman Jr., has announced plans to hold a three day dig and rock swap on the Mountain during April and October. He will have the mountain open to collecting from 8 am to 6 pm each day. All participants must stop at the welcome table in the Hospitality tent to sign a liability release and make a small contribution to defray the cost of opening the mountain and providing port-o-lets. There will be several golf cart type, four wheeled vehicles available to transport those participants who have trouble walking long distances. The dig will cease and everyone is expected to be off the mountain by around 6 pm each day. Participants will be allowed to park in a designated area on the mountain.

Minerals to be found: Collecting Rutile, Kyanite, Lazulite, Iridescent Hematite, Pyrophyllite, Pyrite, Ilmenite, Fuchsite, Barite, Sulfur, and rarely: variscite, woodhouseite, crandallite, strengite, phosphosiderite, cacoxenite, blue quartz, quartz crystals, etc.

Rock Swap and Hot Food/Drinks:

Junior will set aside an area in the upper parking lot for tables to be setup for daily rock swaps. Anyone who would like to setup a table(s), please contact Junior at the phone numbers listed below. Hot food cooked on the grill, cold drinks and chips will be available for purchase on the mountain during all three days of these events.

Contact Information:

Clarence Norman Jr. (Junior) - 706-359-1544 (his business) or 706-401-3173 (his cell)

THESE DIGS ARE OPEN TO ALL

NO NEED TO SIGN-UP, JUST SHOW UP FOR ALL "ROCK SWAP AND DIGS"!

Mark your calendar and tell all your friends about these two great events!

DIRECTIONS: From Macon, Ga. Starting at I-75 and I-16, take I-16 east to Spring St. exit (less than 1 mile). Turn left on to Spring St. (Highway 129) towards Gray Ga., Stay on 129 until you get to Eatonton Ga. (around 40 miles). Once you get to the square turn right onto highway 16, turn left on to highway 44 (around 1 mile). Stay on highway 44 until you get to Washington Ga. (around 54 miles) turn right onto highway 78 business and go

through town (highway 47 will merge in with 78 from the right, Don't turn here)(around 2 miles). Take highways 47 / 378 towards Lincoln Ga. (about 12 miles). The entrance to Graves Mountain is on your right about 8/10 mile past the Lincoln county line sign.

The entrance is a paved road that goes through a gate and up a hill. Please park along the access road and then proceed to the "Welcome Tent" at the end of the pavement to obtain a liability release form and to make a donation for the portable bathrooms, etc. Graves Mountain is accessible and open for mineral collecting by colleges, universities, and gem and mineral societies. Groups as small as two INDIVIDUAL mineral collectors can now reserve the mountain!

In order to gain access, (except for the two yearly "Rock Swaps and Digs") you will need to contact the caretaker, Clarence Norman, Jr (Junior) at 706-401-3173 (his business) or 706-401-3173 (his cell). Give him a call and he can reserve the mountain exclusively for your group. All of the mineral societies that come here to collect, offer the caretaker a donation for his trouble and effort in keeping the mountain open and assessable to them. Please consider what it is worth to your mineral society to be able to field collect minerals at Georgia's premiere mineral location!

Graves Mountain code of conduct!

Park your vehicle in the designated area(at the end of the paved access road but not much beyond the woods to the right of this road).

NO child under the age of 12 years old is to be allowed on the mountain because of all the dangers involved.

ALL CHILDREN WILL BE ALLOWED DURING THE "Rock Swap and Digs" IF EACH CHILD IS UNDER STRICT ADULT SUPERVISION!

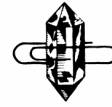
ALL pets must be kept under control and on a leash. The caretaker, Junior Norman, has final and absolute say as to where you may safely work.

Ladders or power tools of any kind will not be allowed. **(HAND TOOLS ONLY!)**

STAY AWAY FROM ALL HIGH WALLS!!

NO REPELLING OFF OF ANYTHING!

NO ONE IS ALLOWED TO DRIVE THEIR VEHICLE ON ANY PART OF GRAVES MOUNTAIN BEYOND THE PARKING



AREA!

(The caretaker must accompany anyone driving beyond the parking area!)

EVERYONE NEEDS TO BE OFF THE MOUNTAIN BY DUSK.
(Absolutely no one is allowed on Graves Mountain after dark.)

SPECIAL CONDITIONS: SAFETY CONSIDERATIONS—

WEATHER: This location can become an unbearably hot place during summer months in Georgia. Most local mineral societies restrict their collecting trips here to September through May. If you decide to venture here during the hotter months, take precautions to avoid heat stroke. Enough said!

QUARRY SAFETY: This quarry contains very high and unstable walls. Loose rocks can and will be dislodged by someone from above or even by the wind. It is suggested that you wear a hard hat and that you stay away from the pit walls. Proper footwear with good ankle support is a must when climbing around the rock piles. Always examine the area above you for loose rocks and boulders. Move the small stuff and avoid the larger ones. Check for anyone working below you and be careful not to dislodge any loose rock. Warn people below by yelling "ROCK", if anything starts going their way. Ladders or power tools of any kind are not allowed.

Children younger than 12 are discouraged because of all the dangers involved at this quarry.

Please protect our ability to field collect at Graves Mountain!

Report violations to:
Clarence Norman, Jr
Norman C E Wrecking Co
3333 C E Norman Rd
Lincolnton, GA 30817-3110
706-359-1544 (his business)
or
706-401-3173 (his cell)

All reported violations will be held in strict confidence.

**An Official Field Trip of the
Memphis Archaeological and
Geological Society (Memphis,
TN) (HOST)**

**An Official Field Trip of the Mid-
Ga Gem and Mineral Society**

**Saturday, October 15, 2016
Memphis Stone and Gravel
3745 Highway 51 North
Southaven, MS
Desoto County
8:30 AM to 3:00 PM Central**

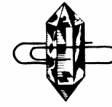
TRIP: First trip to new mine that opened in May. MAGS will provide snacks, drinks, door prizes and best finds prizes. MAGS and Memphis Stone and Gravel will provide lunch.

COLLECTING: Chert gravels with fossils (Mississippian, Devonian, and Silurian), petrified wood, agate, conglomerate, quartz and other rocks and minerals associated the Upland Complex of Pleistocene / Pliocene age. We will be collecting the gravel from stockpiles.

BRING: Bucket and rock hammer, we will be surface collecting and no digging is necessary. Spray bottle with water is very helpful. Bring plenty of water and sunscreen!

FEE: Free.

CHILDREN: Ok with adult attendance and supervisor at all time.



PETS: Must be leashed at all times.

SPECIAL CONDITIONS: All safety rules must be followed. A copy of the safety rules can be obtained from the Field Trip Leader. Remember, any time eye hazards may exist, such as hammering or prying, safety glasses **MUST** be worn. This is an active mine with dangerous areas. All young children must be under **CONSTANT ADULT SUPERVISION** and **NEVER** allowed to roam around. Shoes must be closed and laced (no flip-flops or Crocs).

DIRECTIONS AND WHERE TO MEET:

WHEN: 8:30 am to 3:00 pm

WHERE: Memphis Stone and Gravel Company's Desoto Plant facility and we will collect there. The facility is located at 3745 Highway 51 N, Southaven, MS.

Directions to our meeting place:

From Northbound or Southbound I-55, take Church Street exit. Travel west to Highway 51. Take a left(south) and travel to **3745 Highway 51 North**

Drive Time: From I-55 exit about 10 minutes, From Memphis about 45 minutes.

CONTACT: Alan Parks and/or Charles Hill

Phone: 901- 481-973 or 901-624-4232

E-mail address:

alan.parks@msgravel.com or
Hunter3006@aol.com



Check website

<http://www.amfed.org/sfms/>

for more shows coming up and other great information!

October 7,8, 9, 2016

**48th Annual Gem, Jewelry, & Mineral Show
 Huntsville Gem & Mineral Society -
 Huntsville, AL**

Fri: 10AM to 6 PM;

Sat:10 AM to 6 PM; Sun: Noon to 5 PM

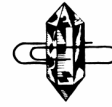
Jaycees Community Center - 2180 Airport Rd..
 Huntsville, AL

Located west of Memorial Pkwy & east of
 Leeman Ferry Rd.

North of Airport Rd. Turn North at Jaycee Dr @
 the traffic light.

The 48th annual Gem, Jewelry, and Mineral Show, sponsored by the Huntsville Gem & Mineral Society, is the largest jewelry show in the region, the only rock, mineral and gem show in the region, and a great resource for the school earth science curriculum at all levels. Offerings: National and International Dealers with every type and quality of gem, finished jewelry (costume to fine), beads, art objects, collector specimens (gems, minerals, rocks, fossils, etc.), lapidary and jewelry materials and supplies.

Displays and Demonstrations. Children's "gem dig", "mining flume", and presentations. Hourly



drawings. Food service, ample convenient
 FREE parking.

\$3.00 donation at the door, children under 5 -
 Free.

Contact: 256-534-8803

Website: <http://www.huntsvillegms.org>

October 14 - 16, 2016

25th Annual Gem & Mineral Show

Knoxville, TN

Knoxville Gem and Mineral Society

Fri. 10:00 AM - 6:00 PM

Sat. 10:00 AM - 6:00 PM

Sun. 11:00 AM - 5:00 PM

Kerbela Temple, 315 Mimosa Ave, Knoxville,
 TN

Admission: \$5 per person per day or 3 day
 pass for \$8 per person, Children under 12
 admitted FREE

The Gem, Mineral and Jewelry Show will have
 many vendors that offer great products
 including a wide variety of jewelry; rare fossil
 and mineral specimens; meteorites; gems of all
 colors shapes & sizes; lapidary & jewelry
 equipment; and much more.

For more information, contact Teresa
 Polly teresapolly@bellsouth.net

www.knoxrocks.org/gemshow.html

Tidbits

TESTING FOR SILVER

Often you need to identify some of those unknown
 "silvery" pieces in the bottom of the toolbox or some
 piece of old jewelry. Is it silver or something else?

Of course, if you need to know exactly what you have,
 it's best to send your metals off for refining. But
 inexpensive silver testing solutions can be used to help
 distinguish higher silver content alloys from alloys
 that have the same appearance but with little to no
 silver content, like German Silver or Nickel.

I purchased a half-ounce bottle of JSP Silver Testing
 Solution #GT41. It's not a rigorous analytic test, but it
 lets you know if you're on the right track. And it's
 inexpensive. Mine was only \$3.

With a fresh solution you have an instant reaction after
 applying it to the metal being tested. The procedure is
 simple - as you apply a small drop, look for a color
 change. Note that the acid will leave a slight mark, so
 choose a spot that is out of the way or will be easy to
 polish.

If you suspect the object is silver plated, you should file
 a little notch somewhere inconspicuous to expose what
 metal is below the surface. Otherwise, all you test will
 be the surface plating.

Here's the reaction I got when testing various materials:

Fine silver	Red/Orange
Sterling silver	Brick Red
80% silver 20% copper	Dark red changing to gray
Brass	Yellow changing to blue
Nickel	Gray-green
Copper	Yellow changing to blue
Steel	Black
Stainless Steel	No color change

Caution - If you do any of this testing, know that you are
 handling a reasonably strong acid. The GT41 label says it
 includes nitric acid and potassium dichromate.

Wear safety glasses. Do not get any testing solution on
 your skin. Use a solution of baking soda and water to
 neutralize acid. Wash and clean up well when you're
 done.



Mid-Georgia Gem Clips
Official Bulletin of Mid-Georgia Gem and
Mineral Society
Macon, Georgia

The Club meets on the First Monday of each Month, at The Museum of Arts and Sciences, in Macon, Georgia. Except: No meeting January, July, and August. The annual Christmas Party is the first Monday in December. September the first Tuesday of the Month

Purpose: To promote the earth sciences, the lapidary arts, and the collection, study and display of rocks, minerals, and fossils; to promote the public awareness of these efforts in educational and recreational activities.

Club Officers:

President / Web Master: Jim Souter,
 ph. 478-454-7273, jgsouter@windstream.net

Vice President: Phillip Hargrove, 478-862-5327
 Cell 478-550-8199 susanbphilh@pstel.net

Secretary / Photographer, Richard Arnold,
 ph. 678-682-9860 rarnold216@charter.net

Treasurer: Susan Hargrove, 86 Clear Branch Rd,
 Butler Ga. 31006, cell. 478-837-5327,
susanbphilh@pstel.net

Editor / Programs: Jay Batcha,
 4220 Cyndy Jo Circle, Macon, Ga. 31216,
 ph. 478-784-1965, Cell 478-957-5002 rocky1s@cox.net

Education Chairperson: Tuell Walters,
 ph. 478-922-7200
supernova1346@gmail.com

Club year begins November 1st, a grace period of three months will be given before membership lapses.

Mid-Georgia Gem & Mineral Society
Application for Membership

Name(s) _____

Address _____

City _____

State _____ Zip Code _____

Phone _____

Adult(18+) \$10.00 Junior \$2.50 New

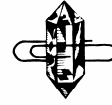
Renewal _____

E-mail

Address _____

List your interests and reasons for joining _____

Make checks payable to:
 Mid-Georgia Gem & Mineral Society
 Mail to the Treasurer (listed on this page) or bring to a meeting.



Mid-Georgia Gem Clips

**Official Bulletin of Mid-Georgia
Gem and Mineral Society
Macon, Georgia**

**Member of Southeast Federation of
Mineralogical and Lapidary Societies
Member of American Federation of
Mineralogical Societies**



Mid-Georgia Gem Clips

Jay Batcha, Editor
4220 Cyndy Jo Circle
Macon, Ga. 31216