



**December Meeting
 At the Museum of Arts and
 Sciences on Monday,
 December 05, 2016 at 7:00pm.**

No Speaker for the December Meeting. This is our Christmas Party and it starts a half hour earlier than our normal meetings!!!!



**You are invited to a
 Christmas Dinner**

The Annual Christmas dinner is coming up on December 5, 2016. **We meet a half-hour early for the Dinner, which is 7:00pm on Monday.** Please bring a covered dish, something to drink, and a present to swap with, keep cost of presents under \$10.00 and hobby related. So come and enjoy an evening of fellowship. Bring one present per person! We will also be drawing for a free scholarship to William Holland or Wildacres (see below).

The rules to enter the drawing for a free week lapidary class at Wild Acres or William Holland School of Lapidary Arts:

1. Must be a member of the club as of February 2016.
2. Not have won this drawing in the last two years.
3. Be 18 years or older.
4. Be at our club Christmas Dinner to enter the drawing.
5. You will give a presentation at one of our monthly meeting on you experience/learnings at the school.



Reminder!!!

No meeting or newsletter for January. Next meeting will be in February 6st, 2017

President's Message

I want to take this time to wish everybody a Merry Christmas and a Happy New Year!!! Once again, I have the honor of serving as your club president for another year. Thank you.

I want to take this time to talk about our goals as a club. Article 2 of the club's Constitution says "The purpose of this



Society is the discussion, collection and study of minerals, the cutting of gems, and the promotion of civil interest in these fields.” We have extended the areas of interest to include rocks, sand, and fossils in our areas of study. I would like to see us getting more involved with schools, scouting- girls and boys, even churches. This past year, we were even involved with the Science Olympiad.


This year we also studied some of the birthstones throughout the year. In my studies of these stones, I found that traditionally the birthstones were softer stones that were easily shaped into talismans and jewelry that could be worn about the neck on straps of leather or ribbons of lace. It wasn't until the early 1900's that the American Jewelers Association came out with our current gemstones. Many of the traditional stones stem back to the days of Moses- each of the tribes of Israel was attributed to one stone. There were twelve tribes and there are twelve zodiacs in the heavens and so twelve stones for year with each tribe and zodiac being attributed to one unique stone to it.

I ask that everybody have a Merry Christmas and a joyous New Year. Be careful over the holidays and come back to us in February and bring a friend with you. BE SAFE!!!

Jim Souter
jgsouter@windstream.net
478.454.7273

Officer Election Results

Please welcome our new/old Officers:
President: Jim Souter, Vice-President:
Phillip Hargrove, Secretary: Richard Arnold,
and Treasurer: Susan Hargrove.



Dues are Due

Another year has gone by in no time. It's that time of the year to pay dues. They remain the same 10 dollars for each adult and 2.50 for children under 18 years of age. They are due by November 1st.

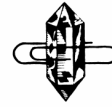
Minutes for November 7, 2016 Meeting

The meeting was called to order at 7:42 PM by Jim Souter with 19 members/guests present.

Old Business

The treasurers' report was read and approved. We signed up two new members. The fair was successful in the fact that we sold all of our grab bags (598).

New Business



This month's mineral was topaz and several members brought in specimens to share. The membership nominated and approved the following officers for the upcoming year: Jim Souter as President, Phil Hargrove as Vice President, Richard Arnold as Secretary, Susan Hargrove as Treasurer and Jay Batcha as editor of the newsletter, trip chairman, etc. There is an upcoming dig at Jones Pit on December 10 beginning at 10 am.

Next month meeting is our annual Christmas Party and all are reminded that it starts at 7:00 pm in lieu of 7:30. Everyone is to provide a present (\$5-10) and bring a covered dish and beverage of your choice.

Our own Phil Hargrove was our speaker for this month. He won the scholarship this past year for a week at Wild Acres in North Carolina. He provided a slide presentation that was an introduction to the facility and how scenic the immediate area of the retreat is. The talk was quite informative and provided some insights into what he learned and showed off some of the projects he had completed. His talk focused mainly on the techniques and different tools required to perform the Silversmithing class. A question and answer session was provided at the end of his talk. The meeting was adjourned at 8:47 PM.

By: Richard Arnold

No Mineral of the Month Due to Christmas Party!



Some field trips coming up, time to do some digging!!!

There is no DMC field trip for December

Thank you to all of the DMC member clubs who hosted field trips in 2016!

MID-GEORGIA FIELD TRIP DECEMBER 10, 2016 10:00 AM JONES PIT

Trip: To the Jones Pit in Pulaski County, halfway between Unadilla and Hawkinsville. We will be digging on private property so fill in any holes and pickup your trash, so we can come back.

Meet at: First convenience store on the right (east side of I-75) after crossing bridge on exit #122 (highway 230). Meet at 10:00am on Saturday December 10th.

Fee: Free



Collect: Picture Jasper (looks like Biggs picture jasper from out west) it is nice stuff, also brown agate, goethite / hematite some geodes and some iridescent. Fossil shell cast with drusy quartz and calcite.

Bring: Safety glasses and Gloves are a **must!** Hammers, chisels, scratching tools, digging tools, pry bars, buckets, paper to wrap specimens, hat, sunscreen, bug spray, food and drinks.

Directions: Head south on I-75 from Macon to exit #122, highway 230 (the Unadilla exit). Turn left on highway 230 (towards Unadilla) go about ¼ mile and the convenience store we are meeting at is on the right. It is 34 miles from the I-475/I-75 merge on the southside of Macon.

Questions call: Jay's cell # 478-957-5002



Georgia Queen Picture Jasper



Check website

<http://www.amfed.org/sfms/>

for more shows coming up in the Southeast and other great information!

Dec 2, 3, and 4, 2016

The 46th Annual

Montgomery Gem, Mineral & Jewelry Show

Montgomery Gem & Mineral Society

Garrett Coliseum

1555 Federal Drive

Montgomery, Alabama

Show Times:

Friday, December 2: 9 AM - 6 PM

Saturday, December 3: 10 AM - 6 PM

Sunday, December 4: 11 AM - 5 PM

Admission:

\$2/Adults or \$3 for weekend pass

Free/18 & Under with student ID and 1 paid adult ticket.



Free Parking.
Free door prize ticket with each paid adult admission.

Dealers will have beads, crystals, geodes, rough, cabochons, gem stones, finished jewelry, tools, supplies and mineral & fossil specimens. Club members will display their individual collections and will give demonstrations on gem and rock cutting, faceting, cabochon making, and knapping.

\$1 Wheel of Fortune.

WebSite: <http://www.montgomerygemandmineralsociety.com/#!annual-gem-show>

E-mail Contact:
GemShow@MontgomeryGemAndMineralSociety.com

December 10-11, 2016

**Franklin, TN
2nd weekend each December**

**Gem, Jewelry, Mineral, Fossil Show & Sale
Mid-Tennessee Gem & Mineral Society**

Sat: 9AM to 6PM; Sun: 10AM to 5PM

Williamson County AgExpo Park,
4215 Long Lane, Franklin, TN 37064
Exit I-65 at exit #61 (20 miles south of Nashville) and turn east onto Peytonsville Road.

Drive ¼ mile and turn left onto Long Lane and then right into AgExpo Park's parking lot.

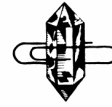
Classes, Speakers, Exhibits, Demonstrations, Silent Auction, Hourly Door Prizes, Grand Prize, and OVER 30 DEALERS

Beads, crystals, geodes, lapidary & faceting rough, slabs, cabochons, gem stones, finished jewelry, Native American jewelry, tools, supplies, mineral & fossil specimens, and stone carvings.

Admission \$4 (2-Day Pass \$6.00), students 18 and under \$1, children under 12 free with adult.

For additional information and maps visit www.MTGMS.org/show.htm

Show contacts: Mardy Smith, Show Chair (show@MTGMS.org)
Or Steve Henegar, Dealer Chair (show@MTGMS.org)
Email contact: show@MTGMS.org



Tidbits

ELECTROLYTIC CLEANING OF SILVER

The term “electrostripping” refers to cleaning silver (or other metal) by either electrical or chemical means whereby the oxides are freed from the silver, leaving a bright and beautiful result. This is another “simple kitchen version” of electrostripping that is easy to do, works well, and makes little mess (I have published an actual electrical version in another newsletter, probably two or three years ago...) This one is a chemical version using common household chemicals, and works very well for larger items, especially flatware and hollowware. Line a large spaghetti pot with aluminum foil - it doesn't have to be perfect, just good enough to catch the oxide transfer from the silver you are cleaning. Mix a dilute solution of equal parts baking soda, liquid soap (such as Dawn, etc.), and salt. A good mixture is 1/4 cup of each per gallon of water. Set the silver inside the pot, and bring the mixture to a simmer on your stovetop. Allow the mixture to stand for 15 to 30 minutes. During this time the oxides from the tarnished silver will transfer to the aluminum foil lining your pot, and the foil will become quite darkened. Carefully “fish out” your silver, discarding the aluminum foil. Wash the silver well, and rinse with warm water before drying. Your silver flatware and hollowware should look like they've been on a jeweler's buff!

-Written/Compiled by Mike DeMeritt, March 2016

DO BEZELS SHRINK

The engineer in me says there's no reason a bezel should shrink when I solder it onto a base plate, but I sometimes find that the stone won't quite fit into the bezel that was perfect just before soldering.

If that ever happens to you, here's a fix that usually works for those times when there's just a minor

problem. I file or sand the stone down a little around it's base. For soft cabs like turquoise, lapis, jet or howlite, you can use a sanding stick. Harder cabs like jasper or agates will require a diamond file. In a pinch, a ruby nail file from the drugstore will work.

There are two important things to remember when doing this. First, you can only make a minor adjustment to the stone's size. All filing or sanding has to be hidden by the bezel because it takes the polish off the stone. Secondly, remember to round off all sharp edges on the bottom of the stone. A sharp edge here might sit on a little extra solder that's in the bottom joint of your bezel. Just a little bump here can put enough stress the stone to risk breakage when you burnish the bezel down over the stone.

STRAIGHTENING WIRE

Have you ever pulled out some silver wire only to find that it's all bent up? The easiest way I've found to straighten it out is to stretch it a bit.

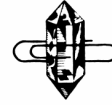
Simply put one end in the vise and grab the other end with a pair of serrated tip pliers. Then pull just enough to feel the wire stretch like a rubber band. This works best on smaller wire diameters, up to about 16ga.

Be careful if you are trying to pull hard on a thick wire. Brace yourself in case the wire breaks or pulls out of the pliers.

1 picture attached



*See all Brad's jewelry books at
[Amazon.com/author/BradfordSmith](https://www.amazon.com/author/BradfordSmith)*



Mid-Georgia Gem Clips
Official Bulletin of Mid-Georgia Gem and Mineral Society
Macon, Georgia

The Club meets on the First Monday of each Month, at The Museum of Arts and Sciences, in Macon, Georgia. Except: No meeting January, July, and August. The annual Christmas Party is the first Monday in December. September the first Tuesday of the Month

Purpose: To promote the earth sciences, the lapidary arts, and the collection, study and display of rocks, minerals, and fossils; to promote the public awareness of these efforts in educational and recreational activities.

Club Officers:

- President / Web Master:** Jim Souter,
 ph. 478-454-7273, jgsouter@windstream.net
- Vice President:** Phillip Hargrove, 478-862-5327
 Cell 478-550-8199 susanbphih@pstel.net
- Secretary / Photographer,** Richard Arnold,
 ph. 678-682-9860 rarnold216@charter.net
- Treasurer:** Susan Hargrove, 86 Clear Branch Rd,
 Butler Ga. 31006, cell. 478-837-5327,
susanbphilh@pstel.net
- Editor / Programs:** Jay Batcha,
 4220 Cyndy Jo Circle, Macon, Ga. 31216,
 ph. 478-784-1965, Cell 478-957-5002 rocky1s@cox.net
- Education Chairperson:** Tuell Walters,
 ph. 478-922-7200
moonbird4665@gmail.com

Club year begins November 1st, a grace period of three months will be given before membership lapses.

Mid-Georgia Gem & Mineral Society
Application for Membership

Name(s) _____

Address _____

City _____

State _____ Zip Code _____

Phone _____

Adult(18+) \$10.00 Junior \$2.50 New

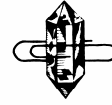
Renewal _____

E-mail

Address _____

List your interests and reasons for joining _____

Make checks payable to:
 Mid-Georgia Gem & Mineral Society
 Mail to the Treasurer (listed on this page) or bring to a meeting.



Mid-Georgia Gem Clips

**Official Bulletin of Mid-Georgia
Gem and Mineral Society
Macon, Georgia**

**Member of Southeast Federation of
Mineralogical and Lapidary Societies
Member of American Federation of
Mineralogical Societies**



Mid-Georgia Gem Clips

Jay Batcha, Editor
4220 Cyndy Jo Circle
Macon, Ga. 31216